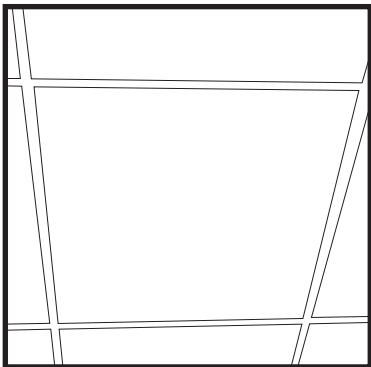


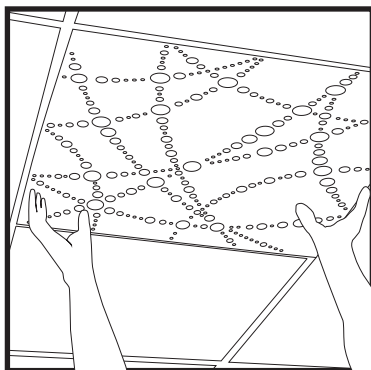


Cosmos® | Pyramid® | Cubefuser®

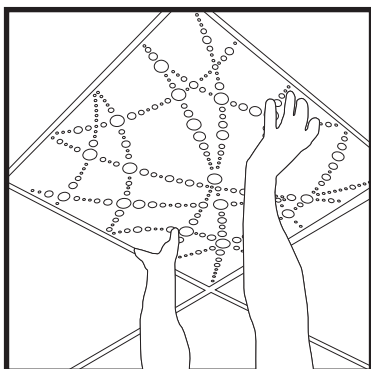
T Ceilings Mounting Instructions



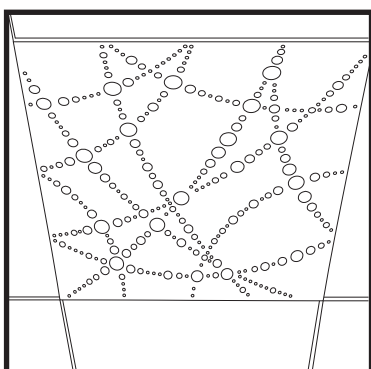
If the T ceiling is already made you just have to take off the existing squares...



...and replace them by ATP® Panels.



If the T ceiling is still going to be made, build a standard 60x60cm metallic framework and insert the products.



You'll get this result.